



DOORSMART LTD 

Insulated Composite Doors

The smart choice for any home

What we do best...

At Doorsmart we utilise the latest advances in composite door technology to offer our customers the very best in design and quality. Choosing an entrance for your home should be done with consideration. It needs to be strong, secure, durable and most of all attractive to look at. Our doors offer outstanding insulation, weather resistance and provide a door that is highly durable with very little maintenance required.

While modern composite doors are constructed of many varied materials, there is only Doorsmart's that provide the look and feel of timber.

The Doorsmart range displays all the timber-like appearances with attractive depression mouldings and decorative graining, with endless colour options to choose from we believe we offer an outstanding choice.

Colour is introduced into the fibreglass during manufacture making a unique through colour facing which is highly durable – truly a door for the future. With a range that offers numerous door designs that can be chosen in various standard colours we offer an outstanding package. However, we have recognised that some of our customers may want that extra something different and have now introduced our extensive rainbow range where all we require is a standard BS or RAL colour code and your door can be even more individual. Whether it's pink, yellow, turquoise or lime green all options can be accommodated.

Now you have chosen your door design and colour it's down to your choice of glass and door furniture. We have provided a number of glass designs that feature coloured glass, subtle or striking patterns and varieties of obscure glass to provide privacy to the level that suits you. Every effort will be made to accommodate any special glass designs or requirements you may have.

The entrance to your home is important because first impressions really do count!



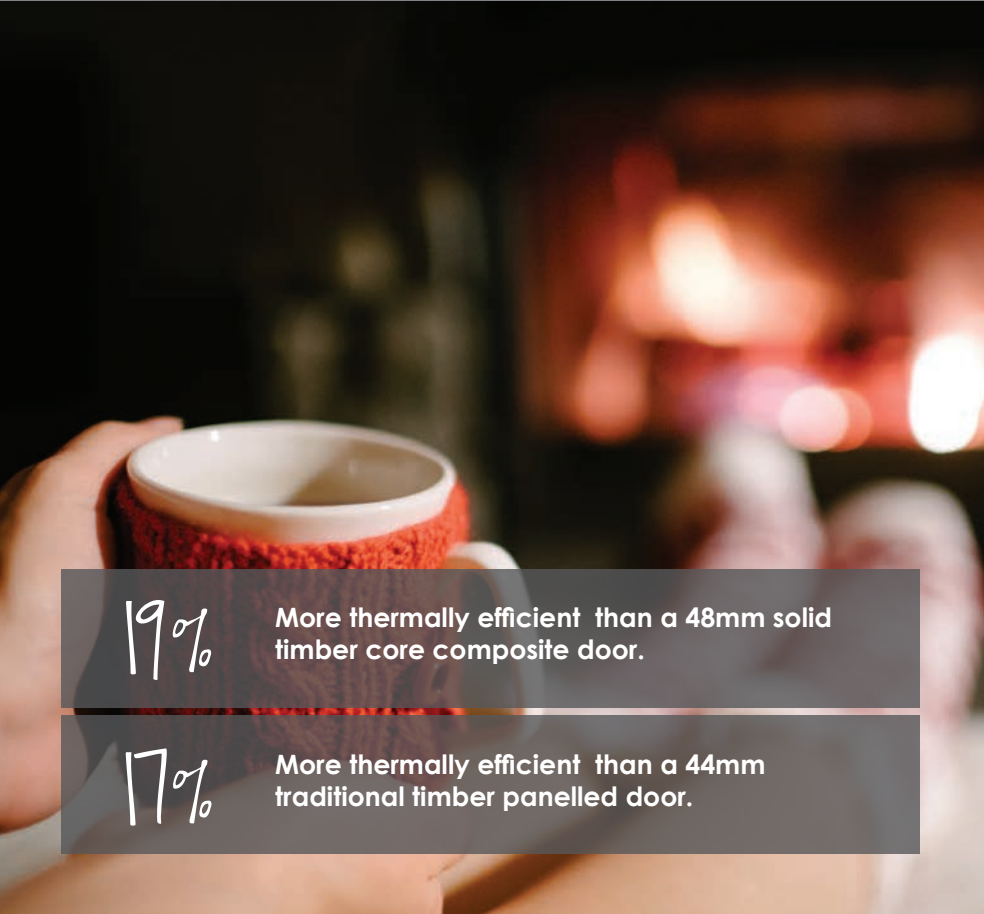
Door Style: Eastnor | Door Colour: Purple Violet | Glass: Aspen

The smart choice for any home...

We understand that protecting your home and family is a major factor to consider when choosing your new door. At Doorsmart safety and security are at the forefront of our priorities. Statistics show that a property is burgled every minute in the United Kingdom. With a 44mm thick composite door, reinforced door outer-frame and secured by design locking options, we offer the most secure door option available in the residential sector.

Our policy is to manufacture a composite door of the highest specifications and quality and to provide a personal service to meet the needs of our customers.

At Doorsmart we deliver all of our products direct to your chosen destination offering that personal touch. Doorsmart the smart choice for any home.



19%

More thermally efficient than a 48mm solid timber core composite door.

17%

More thermally efficient than a 44mm traditional timber panelled door.



Security

- Impact resistant GRP with rigid polymer subframe
- Proven to PAS24 security standards and prerequisite for achieving secured by design accreditations
- High density foam core



Waterproof Door Leaf

- Weather resistant glazing system
- Weather performance ratings proven to BS6375-1 for air, wind, water and weather tightness



Heat Insulation

- Insulating polyurethane foam core
- High performance insulated triple and double glazed units
- A door that exceeds approved document L of building regulations



Sound Insulation

- External noise reduced
- Enhanced sound proofing with a foam core
- Outdoor (indoor transmission class (OITC): 26DB & (STC) 29DB



Appearance

- Smart, sophisticated looking good!
- Door design
- Door colour
- Glass design
- Door furniture



Durable

- Tried and tested for over 20 years
- Whatever the British weather
- Strength – due to its construction
- High impact door leaf

Our next generation of doors



Door Style: Chartley | Door Colour: Anthracite Grey | Glass: Lunna

Whilst we feel the choice and quality of our doors are unparalleled; we are constantly striving to raise the bar, to improve our products and to give our customers more. This can be seen very clearly in the latest addition to our range. It's called next-generation, and for very good reason. The range features our latest innovation where the flush-fitted innerframe sits level with the moulding to give sleek finish.

Symmetry and balance are also very much key elements as we want you to look at your door and feel it is perfect in every way.

Great Choice Of Colour

Our range of colours, styles and glass options will make your door truly unique and by ensuring that we perfectly match the colour, wood grain and moulding on the glazing cassettes, you can guarantee a flawless finish.

We recommend that doors are supplied with a white PVCu outerframe, however, various colours are available on request.

All doors are white on the inside as standard.

Standard Colours




The nxt-gen doors are available in the above 7 colours however they can be ordered in our bespoke colour range.

The nxt-gen doors shown can also be ordered in the classical collection so that the Rosewood and Oak colour options become available to choose.

What makes our door so special?


- Unparalleled security features
- Exceptional durability
- Low maintenance
- Excellent weatherproofing
- Superb sound insulation
- Stunning aesthetics





Andorra Glass
Zinc or Brass Caming.
Door Colour: Wine Red

Mix & Match Any door style, any colour and glass design



Aspen Glass
Door Colour: Duck Egg



Edwardian Glass
Door Colour: Leaf Green



Kara Clear Glass
Glass with Zinc or Brass Caming.
Door Colour: Sable



Kara Colour Glass
Glass with Zinc or Brass Caming.
Red/Blue/Green/Grey - Zinc only.
Door Colour: Anthracite Grey



Lunna Glass
Door Colour: Honey Beige



Monza Glass
Door Colour: Blue



Palma Glass
Door Colour: Purple Violet



Savana Glass
Door Colour: Colza Yellow



Scotia Glass
Zinc or Brass Caming.
Door Colour: Distant Blue



Sierra Glass
Door Colour: Ultramarine Blue



Trieste Glass
Door Colour: Ruby Red



Valentia Glass
Door Colour: Azure Blue



Door Colour: Silk Grey | Glass: Palma

A design classic in every way. Chartley gives a welcoming look to your front door, whilst the range of glass designs let you add your personality.

Get the look
before you buy
door-designer.co.uk/doorsmart



Aspen Glass
Door Colour: Distant Blue

Mix & Match Any door style, any colour and glass design



Andorra Glass
Zinc or Brass Caming.
Door Colour: Sable



Edwardian Glass
Door Colour: Traffic Red



Kara Clear Glass
Glass with Zinc or Brass Caming.
Door Colour: Leaf Green



Kara Colour Glass
Red/Blue/Green/Grey - Zinc only.
Door Colour: Signal Violet



Lunna Glass
Door Colour: Colza Yellow



Monza Glass
Door Colour: Blue



Palma Glass
Door Colour: Anthracite Grey



Savana Glass
Door Colour: Honey Beige



Scotia Glass
Zinc or Brass Caming.
Door Colour: Pastel Blue



Sierra Glass
Door Colour: White



Trieste Glass
Door Colour: Silk Grey



Valentia Glass
Door Colour: Black



Door Colour: Ruby Red | Glass: Sierra

Dudley gives the perfect balance of style and privacy for your home. A traditional design that is complemented by the decorative glass focal point.

Georgian style detail available on a classic collection door





Edwardian Glass
Door Colour: Black Grey

Mix & Match Any door style, any colour and glass design




Andorra Glass
Zinc or Brass Caming.
Door Colour: Chartwell




Aspen Glass
Door Colour: Purple Violet



Kara Glass
Glass with Zinc or Brass Caming.
Door Colour: Azure Blue



Kara Colour Glass
Glass with Zinc or Brass Caming.
Red/Blue/Green/Grey - Zinc only.
Door Colour: White



Lunna Glass
Door Colour: Sable



Monza Glass
Door Colour: Mouse Grey




Palma Glass
Door Colour: Green



Savana Glass
Door Colour: Traffic Grey A



Scotia Glass
Zinc or Brass Caming.
Door Colour: Ultramarine Blue



Sierra Glass
Door Colour: Colza Yellow



Trieste Glass
Door Colour: Duck Egg



Valentia Glass
Door Colour: Distinction Oak Brown



Door Colour: Anthracite Grey | Glass: Kara Brass

Kenilworth is one of our most popular designs - for very obvious reasons. The two glass panels are a stunning feature that will make you proud to come home.



Arch and Brow detail available on a classic collection door




Kara Clear Glass
Glass with Zinc or Brass Caming.
Door Colour: Leaf Green


Mix & Match Any door style, any colour and glass design



Andorra Glass
Zinc or Brass Caming.
Door Colour: Mouse Grey




Aspen Glass
Door Colour: Chartwell



Edwardian Glass
Door Colour: Traffic Red



Kara Colour Glass
Red/Blue/Green/Grey - Zinc only.
Door Colour: Pastel Blue



Lunna Glass
Door Colour: Traffic Grey A



Monza Glass
Door Colour: Purple Violet



Palma Glass
Door Colour: Ruby Red



Savana Glass
Door Colour: Black



Scotia Glass
Zinc or Brass Caming.
Door Colour: Honey Beige



Sierra Glass
Door Colour: Green



Trieste Glass
Door Colour: Ultramarine Blue



Valentia Glass
Door Colour: Wine Red



Door Colour: Traffic Red | Glass: Edwardian

A simple design with a large, single panel of glass; it is ideal for those who love to let light flood in to their home.

Georgian style detail available on a classic collection door





Monza Glass

Door Colour: Ruby Red

Mix & Match Any door style, any colour and glass design



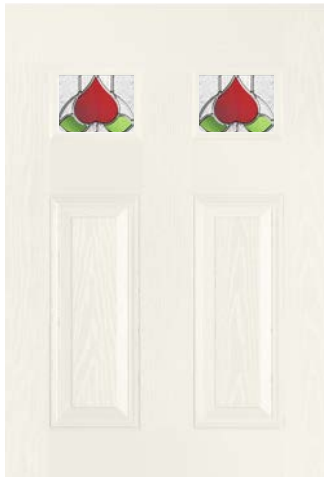
Andorra Glass
Zinc or Brass Caming.

Door Colour: Azure Blue



Aspen Glass

Door Colour: Anthracite Grey



Edwardian Glass

Door Colour: Cream



Kara Clear Glass
Glass with Zinc or Brass Caming.

Door Colour: Traffic Grey A



Kara Colour Glass
Glass with Zinc or Brass Caming.
Red/Blue/Green/Grey - Zinc only.

Door Colour: Ruby Red



Lunna Glass

Door Colour: Ultramarine Blue



Palma Glass

Door Colour: Traffic Red



Savana Glass

Door Colour: Duck Egg



Scotia Glass
Zinc or Brass Caming.

Door Colour: Steel Blue



Sierra Glass

Door Colour: Sable



Trieste Glass

Door Colour: Purple Violet



Valentia Glass

Door Colour: Colza Yellow



Door Colour: Distant Blue | Glass: Aspen

Decorative glazed panels of the Tutbury door lets you add your own finesse into a design which gives elegance and privacy.






Palma Glass
Door Colour: Duck Egg

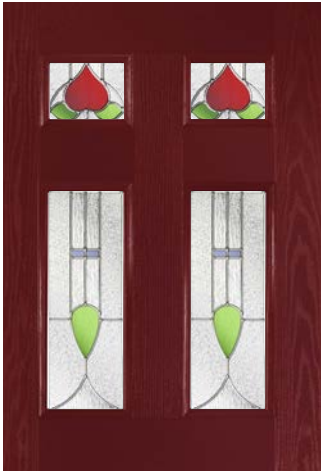
Mix & Match Any door style, any colour and glass design




Andorra Glass
Zinc or Brass Caming.
Door Colour: Traffic Red



Aspen Glass
Door Colour: Anthracite Grey



Edwardian Glass
Door Colour: Red




Kara Clear Glass
Glass with Zinc or Brass Caming.
Door Colour: Cream



Kara Colour Glass
Red/Blue/Green/Grey - Zinc only.
Door Colour: Light Grey



Lunna Glass
Door Colour: Sable




Monza Glass
Door Colour: Azure Blue



Savana Glass
Door Colour: White



Scotia Glass
Zinc or Brass Caming.
Door Colour: Green



Sierra Glass
Door Colour: Blue



Trieste Glass
Door Colour: Signal Violet



Valentia Glass
Door Colour: Chartwell



Door Colour: Anthracite Grey | Glass: Lunna

The Hopton door is focussed on style and sophistication. A firm favourite with those with an eye for symmetry and a love of classic design.

Get the look
before you buy
door-designer.co.uk/doorsmart

Our **classical** collection of doors

Tried, tested and trusted



Door Style: Beeston | Door Colour: Mouse Grey | Glass: Palma

With style and elegance throughout, our Signature doors speak volumes about you and your home. There are many different styles to choose from and all are perfectly complemented by a stunning range of glass designs.

Great Choice Of Colour

Our range of colours, styles and glass options will make your door truly unique and by ensuring that we perfectly match the colour, wood grain and moulding on the glazing cassettes, you can guarantee a flawless finish.

We recommend that doors are supplied with a white PVCu outerframe, however, various colours are available on request. All doors are white on the inside as standard.



What makes our door so special?

- Unparalleled security features
- Exceptional durability
- Low maintenance
- Excellent weatherproofing
- Superb sound insulation
- Stunning aesthetics



Projected Beading



Lunna Glass
Door Colour: Blue

Mix & Match Any door style, any colour and glass design



Andorra Glass
Zinc or Brass Caming.
Door Colour: Sable



Aspen Glass
Door Colour: Gold Oak



Edwardian Glass
Door Colour: Red



Kara Clear Glass
Glass with Zinc or Brass Caming.
Door Colour: Blue



Kara Colour Glass
Red/Blue/Green/Grey - Zinc only.
Door Colour: White



Monza Glass
Door Colour: Black



Palma Glass
Door Colour: Duck Egg



Savana Glass
Door Colour: Light Grey



Scotia Glass
Zinc or Brass Caming.
Door Colour: Leaf Green



Sierra Glass
Door Colour: Rosewood



Trieste Glass
Door Colour: Ultramarine Blue



Valentia Glass
Door Colour: Silk Grey



Door Colour: Chartwell | Glass: Monza

Beeston lets light flood into your home whilst giving a softer feel from the stylish curved design. A large, single glazed panel highlights the delicate intricacies of the glass within.



Georgian style detail available on a classic collection door



Kara Colour Glass
Red/Blue/Green/Grey - Zinc only.
Door Colour: Red

Mix & Match Any door style, any colour and glass design



Andorra Glass
Zinc or Brass Caming.
Door Colour: Anthracite Grey



Aspen Glass
Door Colour: Gold Oak



Edwardian Glass
Door Colour: Green



Kara Clear Glass
Glass with Zinc or Brass Caming.
Door Colour: Distinction Oak Brown



Lunna
Door Colour: Sable



Monza Glass
Door Colour: Anthracite Grey



Palma Glass
Door Colour: Chartwell



Savana Glass
Door Colour: Mouse Grey



Scotia Glass
Zinc or Brass Caming.
Door Colour: Black



Sierra Glass
Door Colour: Red



Trieste Glass
Door Colour: Distant Blue



Valentia Glass
Door Colour: Pastel Blue



Door Colour: Mouse Grey | Glass: Sierra

Ludlow creates a sophisticated and stylish appearance. The attractive glass design allows the light to flood in.

Get the look before you buy
door-designer.co.uk/doorsmart

Portchester



Aspen Glass
Door Colour: Blue

Mix & Match Any door style, any colour and glass design



Andorra Glass
Zinc or Brass Caming.
Door Colour: Black



Aspen Glass
Door Colour: Gold Oak



Kara Clear Glass
Glass with Zinc or Brass Caming.
Door Colour: Light Grey



Kara Colour Glass
Red/Blue/Green/Grey - Zinc only.
Door Colour: Blue



Aspen Glass
Door Colour: Pastel Blue



Edwardian Glass
Door Colour: Red



Monza Glass
Door Colour: Mouse Grey




Palma Glass
Door Colour: Red



Scotia Glass
Zinc or Brass Caming.
Door Colour: Traffic Grey A



Sierra Glass
Door Colour: Anthracite Grey



Palma Glass
Door Colour: Distinction Oak Brown



Monza Glass
Door Colour: Mouse Grey



Door Colour: Blue | Glass: Kara Brass

Eastnor

Due to high demand we have introduced the Eastnor door! All the benefits of a composite door without compromising on character.

Available in any standard or bespoke colour, excluding stains.




Kara Zinc
Door Colour: Mouse Grey

Mix & Match Any door style, any colour and glass design



DD-Stip Glass
Door Colour: Purple Violet



Edwardian Glass
Door Colour: Light Grey




DD-Stip Glass
Door Colour: Sable



DD-Cots Glass
Door Colour: Steel Blue



Mini Blind
Door Colour: Chartwell



DD-Stip Glass
Door Colour: Black



Clear Glass
Door Colour: Traffic Grey A



Mini Blind
Door Colour: Traffic Red



DD-Cots Glass
Door Colour: Signal Violet



Kara Zinc Glass
Door Colour: Ultramarine Blue



DD-Cots Glass
Door Colour: Traffic Grey A



Clear Glass
Door Colour: Distant Blue



Door Colour: Pastel Blue and Light Grey | Glass: DD-stip

Get the look
before you buy
door-designer.co.uk/doorsmart

Dover Flush



Mini Blind

Door Colour: Distant Blue

Also available with two glass panes →



DD-Cots Glass

Door Colour: Honey Beige



Kara Zinc

Door Colour: Sable



Clear Glass

Door Colour: Signal Violet



DD-Stip Glass


Door Colour: Steel Blue



Door Colour: Black | Glass: DD-Stip



Door Colour: Duck Egg | Glass: Clear



Edwardian Glass

Door Colour: Traffic Grey A



DD-Stip Glass

Door Colour: White



Mini Blind

Door Colour: Traffic Grey A



DD-Stip Glass

Door Colour: Duck Egg

← Also available in cottage style



Kara Zinc Glass

Door Colour: Ultramarine Blue



DD-Stip Glass

Door Colour: Black



Clear Glass

Door Colour: Chartwell



Edwardian Glass

Door Colour: Distant Blue

Dover Rustic



DD-Cots Glass

Door Colour: Red


Portland 1



Savana Glass

Door Colour: Green

Also available as a stable door!



Andorra Glass
Zinc or Brass Caming.

Door Colour: Rosewood



Aspen Glass

Door Colour: Blue



Kara Colour Glass
Red/Blue/Green/Grey - Zinc only.

Door Colour: Silk Grey



Lunna Glass

Door Colour: Distant Blue



Monza Glass

Door Colour: Ruby Red



Palma Glass

Door Colour: Gold Oak



Scotia Glass
Zinc or Brass Caming.

Door Colour: Anthracite Grey



Sierra Glass

Door Colour: Honey Beige



Trieste Glass

Door Colour: White



Valentia Glass

Door Colour: Duck Egg



Door Colour: Gold Oak | Glass: Scotia

Door Colour: Mouse Grey | Glass: Edwardian

Mix & Match Any door style, any colour and glass design



Edwardian Glass

Door Colour: Green



Kara Clear Glass
Glass with Zinc or Brass Caming.

Door Colour: Chartwell

Portland 1 Rustic



Replicate a traditional timber door with this popular bordered style.

Palma Glass

Door Colour: White

Rustic Standard colours; Black, White, Gold Oak, Rosewood, Distinction Chartwell, Distinction Anthracite Grey.

Portland 2



Sierra Glass

Door Colour: Black

Also available as a stable door →



Andorra Glass
Zinc or Brass Caming.

Door Colour: Red



Aspen Glass

Door Colour: Mouse Grey



Kara Colour Glass
Red/Blue/Green/Grey - Zinc only.

Door Colour: Light Grey



Lunna Glass

Door Colour: Gold Oak



Monza Glass

Door Colour: Sable



Palma Glass

Door Colour: Rosewood



Savana Glass

Door Colour: Duck Egg



Scotia Glass
Zinc or Brass Caming.

Door Colour: Blue



Trieste Glass

Door Colour: Azure Blue



Valentia Glass

Door Colour: Distinction Oak Brown



Door Colour: Cream | Glass: Andorra

Door Colour: Anthracite Grey | Glass: Andaman

Mix & Match Any door style, any colour and glass design



Edwardian Glass

Door Colour: Leaf Green



Kara Clear Glass
Glass with Zinc or Brass Caming.

Door Colour: Signal Violet

Portland 2 Rustic



Replicate a traditional timber door with this popular bordered style.

Lunna Glass

Door Colour: Anthracite Grey

Rustic Standard colours; Black, White, Gold Oak, Rosewood, Distinction Chartwell, Distinction Anthracite Grey.

Portland 3



Scotia Glass
Zinc or Brass Caming.
Door Colour: Rosewood

Also available as a stable door!



Andorra Glass
Zinc or Brass Caming.
Door Colour: Blue



Aspen Glass
Door Colour: White



Kara Colour Glass
Red/Blue/Green/Grey - Zinc only.
Door Colour: Black



Lunna Glass
Door Colour: Traffic Grey A



Door Colour: Traffic Grey A | Glass: Sierra



Monza Glass
Door Colour: Gold Oak



Palma Glass
Door Colour: Traffic Red



Savana Glass
Door Colour: Ruby Red



Sierra Glass
Door Colour: Steel Blue

Rustic Standard colours; Black, White, Gold Oak, Rosewood, Distinction Chartwell, Distinction Anthracite Grey.



Door Colour: Duck Egg | Glass: Kara Grey

Mix & Match Any door style, any colour and glass design



Edwardian Glass
Door Colour: Green



Kara Clear Glass
Glass with Zinc or Brass Caming.
Door Colour: White



Trieste Glass
Door Colour: Sable



Valentia Glass
Door Colour: Duck Egg

Portland 3 Rustic



Replicate a traditional timber door with this popular bordered style.

Aspen Glass
Door Colour: Blue

Unique 1

Left, Right and Centre Configurations Available




Canvas Glass

Door Colour: Green



Radiant Glass

Door Colour: Duck Egg



Unique 3

Left, Centre & Right Configurations Available



Matrix Glass


Door Colour: Light Grey



Nevis Glass

Door Colour: Black

More glass designs available on pages 10-11 and 14-15!



Unique 4 Portrait

Left, Centre & Right Configurations Available



Odessa Glass

Door Colour: Red



Bloom Glass

Door Colour: Traffic Grey A

More glass designs available on pages 14 - 15!



Unique 5 C

Left & Right Configurations Available



Glacier Glass

Door Colour: Mouse Grey



Breeze Glass

Door Colour: Chartwell

More glass designs available on pages 14 - 15!



Unique 4 Landscape

Left, Centre & Right Configurations Available



Echo Glass

Door Colour: White

Cubic Glass

Door Colour: Red

More glass designs available on pages 14 - 15!



Unique Circle

Centre Only Configuration Available



Palma Glass

Door Colour: Anthracite Grey

Sierra Glass

Door Colour: Distant Blue

More glass designs available on pages 8 - 9!



Unique 3 Landscape

Left, Centre & Right Configurations Available



Trieste Glass

Door Colour: Colza Yellow

Lunna Glass

Door Colour: Red

More glass designs available on pages 14 - 15!



Worcester

Left, Centre & Right Configurations Available



Monza Glass

Door Colour: Distinction Oak Brown

Sierra Glass

Door Colour: Mouse Grey

More glass designs available on pages 10 - 11!



Infinity Collection

NEW!

Evolution Collection

Infinity 1CL



Canvas Glass

Door Colour: Chartwell

Other styles available:



Infinity 1CC



Infinity 1CR

Infinity 1WC



Kara Clear Glass

Door Colour: Ultramarine Blue

Other styles available:



Infinity 1WL



Infinity 1WR

Infinity 1Z3L



Aspen Glass

Door Colour: Agate Grey

Other style available:



Infinity 1Z3R

Various designs available see pages 14 - 15!




NEW! Evolution 3C



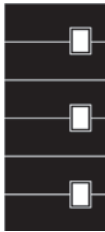
Palma Glass

Door Colour: White

Other styles available:



Evolution 3CL



Evolution 3CR

NEW! Evolution 1CR



Radiant Glass

Door Colour: Leaf Green

Other style available:

NEW! Evolution 1CL




DD-Stip Glass

Door Colour: Mouse Grey



Evolution 3CL

NEW! Evolution 1WL



Lunna Glass

Door Colour: Steel Blue

Other styles available:



Evolution 1WC



Evolution 1WR

More glass designs available on pages 10 - 11




Door Colour: Ruby Red | Glass: Trieste


French Doors

The French Door range is available in all designs and colours. It offers an alternative to properties requiring larger entries.


Available in every configuration, just ask for more info.




Kenilworth




Newark




Helmsley



Unique 5



Unique 1



Unique 4 Portrait



Sidelights

Adding sidelights to your door gives a stylish extra dimension to truly make a statement.

Make a statement, not just a door!



Kenilworth
Page 10 for glass options



Windsor
Page 10 for glass options



Warwick L
Page 10 for glass options



Warwick R
Page 10 for glass options



Hopton
Page 16 for glass options



Newark

Door Colour: Blue



Skipton

Door Colour: White



Berwick

Door Colour: Red



Kendal

Door Colour: Green



Chirk

Door Colour: Chartwell



Infinity 1H

Door Colour: Anthracite Grey



Infinity 1D

Door Colour: Duck Egg



Infinity 1Z

Door Colour: Silk Grey



Evolution 1H

Door Colour: Signal Violet

Solid Doors

A solid door is perfect for those who prefer complete peace, privacy and security from their home.

Make a statement, not just a door!










Door Style: Evolution 3CL | Door Colour: Distant Blue | Glass: Lunna



Our stunning range of **Bespoke and Standard** colours

Choose the perfect colour for the exterior of your home and match with the interior for a seamless look and feel.







Standard colours

						
Black	White	Blue	Green	Red	Gold Oak	Rosewood

Premium colours (Additional Charges Apply)

	
Premium Chartwell	Premium Anthracite Grey

Portland 1,2 and 3 Rustic collection standard colours

					
Black	White	Gold Oak	Rosewood	Distinction Chartwell	Distinction Anthracite Grey

Bespoke colours
(additional charges apply)

 RAL 7044 Silk Grey	 RAL 7035 Light Grey	 NEW! RAL 7038 Agate Grey	 RAL 7042 Traffic Grey A	 RAL 7005 Mouse Grey
 NEW! RAL 7012 Basalt Grey	 RAL 7021 Black Grey	 RAL 5011 Steel Blue	 RAL 6002 Leaf Green	 RAL 1021 Colza Yellow
 BS 16 C 33 Duck Egg	 RAL 5024 Pastel Blue	 RAL 5009 Azure Blue	 RAL 5023 Distant Blue	 RAL 5002 Ultramarine Blue
 RAL 9001 Cream	 BS 08 B 17 Honey Beige	 BS 04 B 21 Sable	 RAL 3003 Ruby Red	 RAL 3020 Traffic Red
 RAL 4008 Signal Violet	 RAL 4007 Purple Violet	 Distinction Oak Brown	 RAL 3005 Wine Red	 NEW! Distinction Black Brown

Door Furniture

Whether you choose a knocker, spy hole, letterplate or numerals we can manufacture your very own unique entrance.

Letterplates

- Substantial solid die cast letterplates with elegant styling.
- Fully spring loaded for easy use
- Fully weather sealed to provide a draft free environment
- Available in gold, chrome, satin, bright bronze, antique black, graphite grey, black or white
- Frame and flap are colour matched

Knockers

- Our standard and slim line knockers are available with spyholes to meet safety & security needs
- All urn knockers are available in gold, chrome, satin, bright bronze, antique black, graphite grey, black or white
- Suited Lionhead and Scroll Knockers available.
- Bespoke knockers and door pulls on request
- Doorsmart offers a comprehensive choice of door furniture to add the perfect finishing touch

Handles

- Lever / lever
- Lever pad
- Available in gold, chrome, satin, bright bronze, antique black, graphite grey, black or white
- Beautiful solid die cast handles with elegant looks
- All handles are spring assisted for smooth, trouble free action
- Latch retention snib facility also available
- Stainless Steel Handle Bars available in lengths - 400mm -1800mm
- Suited door knobs available

Additions

- Security chains are available in chrome and gold
- Numerals and Letters are available in all 7 colours
- Door Guards



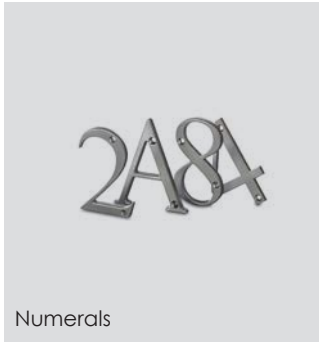
Slim Urn Inc Viewer



Lionhead Knocker



Classic Letterbox



Numerals




Urn Knocker



Bar Handle




Slim Urn




Urn Inc Viewer



Classic Lever/Pad Handle



Security Chain




Ring Knocker




Classic Lever/Lever Handle




Architectural Knocker



Classic Door Knob



Contemporary Knocker



Scroll Knocker




Regal Handle




Architectural Sprung Offset Lever




Noble Door Handle



Monkeytail Door Handle




Spire Knocker



Heritage Lever/Lever Handle




Heritage Letterplate



Architectural Lever Pad



Heritage Decorative Round Door Knob



Swan Neck Lever/Lever Handle




Architectural Letterplate




Heritage Euro Cylinder Pull



Architectural Oval Escutcheon



Ingot Door Knocker



Hardex Colour Options

Door Furniture

We have always strived to provide the largest array of door furniture for the composite door industry. We are now pleased to offer the Heritage, Forged and Architectural Hardware ranges to our collection.

Letterplates

- Architectural Letterplate with modern contemporary lines available in chrome, gold, bronze, graphite grey, pewter, antique black and forged black
- Heritage Letterplate with a traditional look available in chrome, gold, antique black and graphite grey
- Fully sprung with colour coded flap and frame

Knockers

- Bull Ring Knocker creates an heritage look and is available in chrome, gold, black, bronze, graphite grey, pewter, antique black and forged black
- Spire Knocker creates an heritage finish that is available only in two colours which are forged black and pewter
- Ingot Knocker available in brushed steel

Handles

- Handle styles have become the must and we now offer six styles to meet our customers needs Classic, Regal, Monkeytail, Noble, Architectural, Heritage and Swan
- Classic is available in all colours
- Regal, Monkeytail and Noble are available in forged black and pewter only
- Architectural are available in chrome, graphite grey, bronze and gold
- Heritage are available in chrome, graphite grey, antique black, gold and pewter
- Heritage Ring Pulls - if you don't like door handles then pick the Heritage Ring Pull to give that traditional looking door

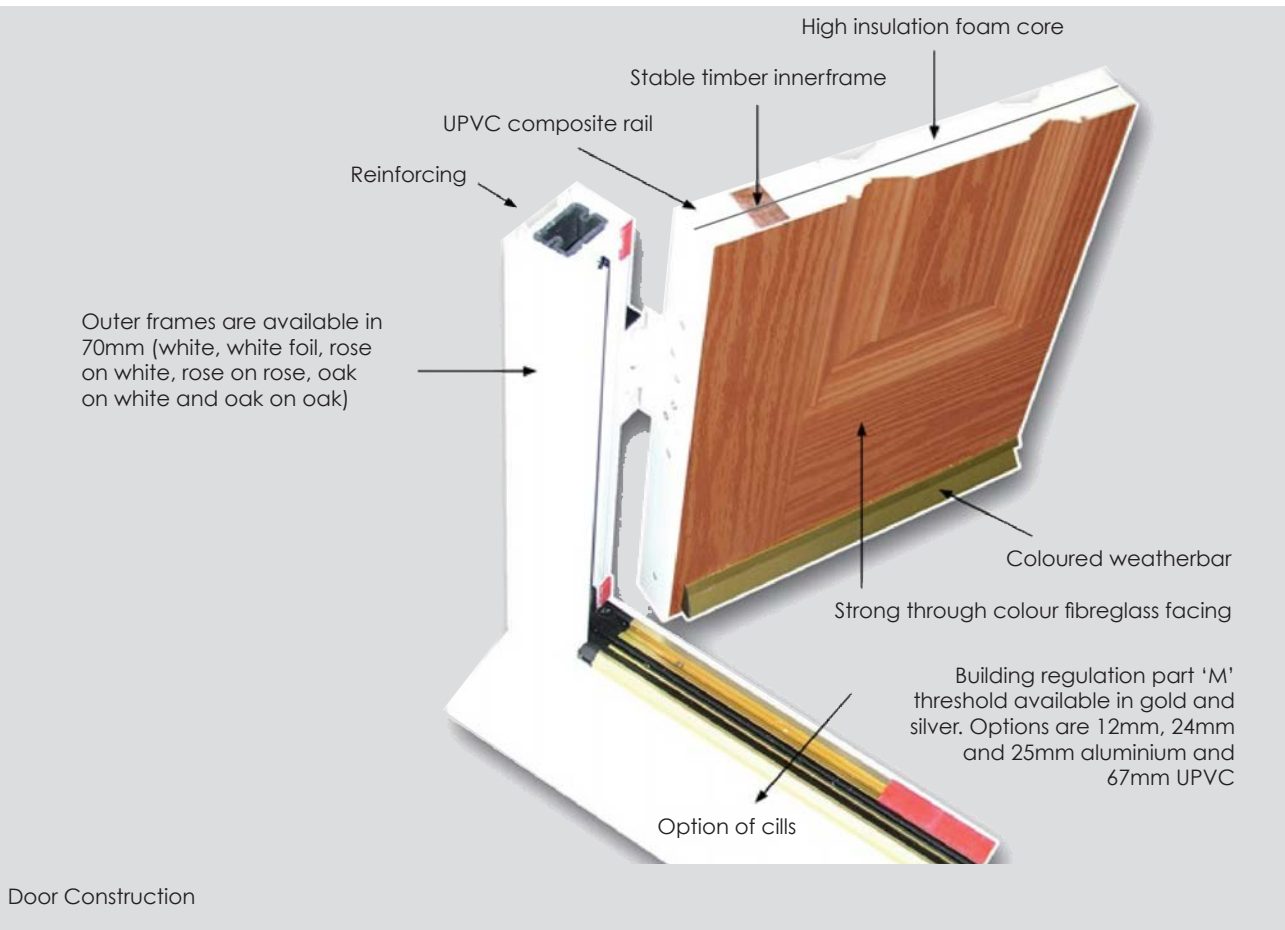
Door Construction and Door Hinges

The doors are constructed by bonding high impact fibreglass outer skins to composite rails surrounding an inner core of very high thermally efficient insulating foam which includes an inner reinforced insert which prevents chisel attacks.

- The Dynamic door hinge features fit and forget principles which eliminate remedial work on sagging doors and easy installation
- Hinges actually play a vital role in the security performance of a door
- In order to obtain a test accreditation the hinges pass rigorous tests, involving attack by hammers, pry bars and shoulder charging
- As the toughness of locks increase, the durability of hinges becomes more important
- SFS intec hinges are robust enough to meet and exceed these standards throughout the lifetime of the door



Dynamic Door Hinge



Door Construction

Door Locks & Options

The Doorsmart range offers the highest levels of security, four locking systems to meet your requirements...

- Ingenious Lever/Lever or Lever/Pad Lock - The Ingenious locking system can be used for Lever/Lever or Lever/Pad operation and has top and bottom claws for added security with a claw bolt also fitted as standard. The centre latch has a latch retention catch so that the door can be left open when in and out of the property.
- Winkhaus Wind Up Lock - The Winkhaus Wind Up Lock is ideally suited to our Unique door range where Stainless Steel Bar Handles are chosen. When the door is latched the door is locked from the outside and can only be operated with a key from the outside. From the inside the door is operated by a Thumb-turn and to lock the door the Thumb-turn is turned clockwise to engage the top and bottom hooks which then locks the door securely.
- Heritage Thunderbolt Wind Up Lock - The Heritage Thunderbolt Lock works exactly the same as the above but the cylinder height is higher up the door to give that traditional look. It is also an option for families that have small children so they cannot operate the door and reach the locking mechanism.
- Winkhaus AV3 Slam Shut Lock - The Winkhaus AV3 Slam Shut Lock is by far the most secure lock on the market if you want a shut and forget option. As soon as the door strikes the door outer frame the top and bottom hooks are fired automatically so that the door fully locked from the outside. No more lifting of door handles and is ideally matched with our Stainless Steel Bar Handle range. Bar handle sizes range from 400mm, 600mm, 900mm, 1200mm, 1500mm and 1800mm.
- Customise your door locking options with handles, door knobs, pulls and bars.



Ingenious Hook



Ingenious Latch & Dead Hook



Winkhaus AV3 Hook




Winkhaus AV3 Latch

Glass Options

The ultimate finishing touch for your door...


- 12 stunning styles of glazing
- Triple glazed
- The encapsulated decorative pane means the design stays looking beautiful for longer
- Easy to maintain, no bevels or comes to clean
- 6.8mm Laminated glass for extra security
- If you require something less decorative we offer all of the Pilkington Obscure Glass options as shown
- Clear glass is also available to order



Andorra Brass or Zinc



Aspen



Edwardian



Kara Brass, Zinc or Zinc colours



Lunna



Monza



Palma



Savana



Scotia Brass or Zinc



Sierra



Trieste



Valentia




DD-stip



DD-cots



Clear



DD-minst



DD-cont



Satin



Technical Info

Parameters

- Minimum Width 830mm
- Maximum Width 1020mm
- Minimum Height Low Ali Threshold 1978mm
- Maximum Height Low Ali Threshold 2078mm
- Maximum Height 25mm Ali Threshold 2085mm
- Minimum Height 67mm UPVC Threshold 2020mm
- Maximum Height 67mm UPVC Threshold 2120mm
- Minimum Composite Sidescreen Width 426mm

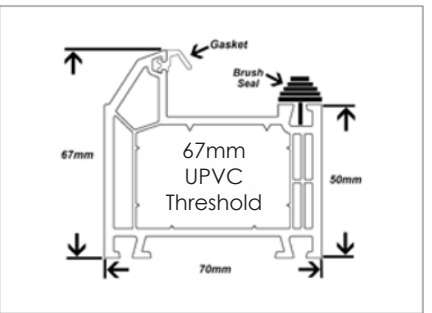
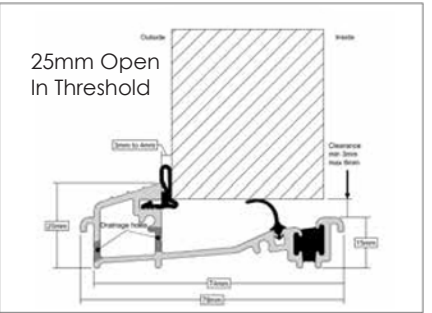
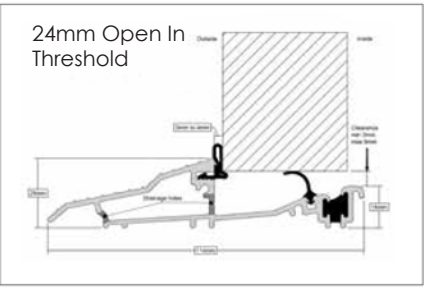
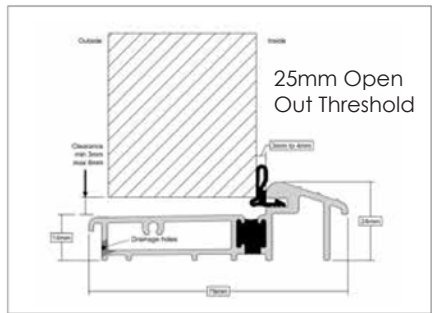
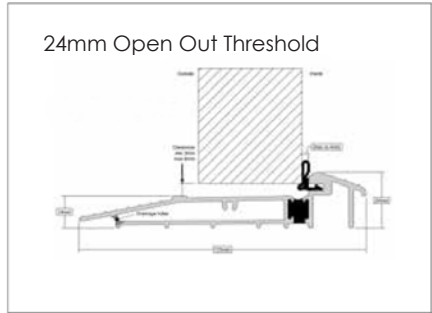
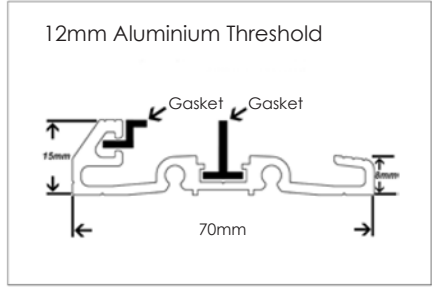
- Maximum Composite Sidescreen Width 456mm
- French Door Minimum Width 1520mm
- French Door Maximum Width 1960mm

Add Ons

20mm, 35mm, 50mm
Available in all colours

Cills

85mm, 155mm, 180mm
Available in all colours



Keep your door looking great for longer

To prolong the life of the surface, a small amount of care and attention is needed. How often will depend on where you live. In a coastal or heavily industrialised area or near a main road, cleaning may need to be more often.

We recommend that you only use warm soapy water (washing up liquid is suitable) with a lint free cloth and wipe dry with a soft clean cloth.

PLEASE DO NOT...

- Use abrasive cleaners or scouring pads
- Use pressure washers or steam cleaners
- Apply any type of bleach or solvent
- Apply any adhesives of any type or tack
- Have any contact with any sharp objects





Units D1-D3, Guy Motors Industrial Park, Park Lane, Wolverhampton,
West Midlands, WV10 9QF

T 01902 729104 | **F** 01902 729105 | **E** enquiries@doorsmart.co.uk

W www.doorsmart.co.uk



Doorsmart Ltd



@doorsmartltd

nxt-gen patent approved. Door and glass colours shown in this brochure should be used for guidance only as the limitations in photographic and printing processes may mean that colours of products vary from those illustrated. All doors are provided with white internal skins, as standard, although Gold Oak and Rose Wood are also available stained on both sides. Bespoke coloured doors can be painted on one or both sides. All information in this publication is provided for guidance only and is given in good faith. Distinction Doors reserve the right to alter specifications without prior notice. Reproduction of this brochure in whole or part is strictly forbidden without prior written consent. All images are for illustration purposes only. Published by Distinction Doors on behalf of Doorsmart 2021 V08. **Copyright © Distinction Doors 2021. Copyright © Doorsmart 2021.**

